

LIMELIGHT® COLLECTION



FreshWater®
Salt System Ready



Dual Action Filtration
SilentFlo Circulation



FiberCor®
High-Density Insulation



Colour LCD Display

BEAM™



Shown with Alpine White Shell
and Sable Cabinet

People

4 Seats

Seating

Open

Jets

19 Jets

Voltage

230 V/ 16 amp

Size


203 × 203 × 84 cm

Water Care


FreshWater® Salt System Ready

LIMELIGHT® COLLECTION


BEAM™




SHELL COLOURS*



CABINET COLOURS*



COVER COLOURS



LEGENDARY MASSAGE

19 Personalised-Control Jets

- 1 XL Dual Rotary jet
- 2 Standard Single Rotary jets
- 2 Standard Directional jets
- 14 Directional Precision® jets

EASY WATER CARE

Water Care System FreshWater™ Salt System Ready

Filtration System Dual action, 9.3 m², top loading

LEADING ENERGY EFFICIENCY

Jet Pump Wavemaster® 9000; Two-speed, 2.5 HP Continuous Duty, 5.2 HP Breakdown Torque

Circulation Pump SilentFlo 5000™ for quiet, continuous filtration

Heater Titanium No-Fault® 1,500 W / 230 V

Insulation FiberCor® Insulation; Certified to California Energy Commission (CEC) and APSP 14 energy efficiency standards for portable spas

Cover 9 to 6 tapered, 32 kg/m³ density foam core

SIZE

Dimensions 203 × 203 × 84 cm

CAPACITY

Seating Capacity 4 seats

Water Capacity 1,115 litres

Weight 320 kg dry; 1,750 kg filled**

ADDITIONAL FEATURES

Smart Spa Technology Hot Spring Spas App, Powered by the Connected Spa Kit

Cover Lifters CoverCradle™, CoverCradle II, Lift 'n Glide™, or UpRite™

Steps Limelight Collection Step (Coastal Grey, Espresso, and Sable), Polymer Step (As, Black)

Entertainment Bluetooth® Wireless Sound System (Optional)

Control System IQ 2020™ with LCD control panel 230 V / 16 amp, 50 Hz

Lighting System Raio™ multi-colour interior points of light Exterior multi-colour lighting with timer

Cooling System CoolZone™ (Optional)