

LIMELIGHT® COLLECTION

# STROBE™



FreshWater®  
Salt System Ready



Dual Action Filtration  
SilentFlo Circulation



FiberCor®  
High-Density Insulation



Colour LCD Display



Shown with Alpine White Shell  
and Sable Cabinet

<b>People</b>	<b>Seating</b>	<b>Jets</b>	<b>Voltage</b>
4 Seats	Lounge	23 Jets	230 V/ 16 amp

**Size**  
208 × 196 × 84 cm


**Water Care**  
FreshWater® Salt System Ready

# LIMELIGHT® COLLECTION


# STROBE™




## SHELL COLOURS\*



## CABINET COLOURS\*



## COVER COLOURS



## LEGENDARY MASSAGE

### 23 Personalised-Control Jets

- 1 XL Dual Rotary Jet
- 1 XL Directional Jet
- 2 Standard Dual Rotary Jets
- 1 Standard Directional Jet
- 18 Directional Precision<sup>™</sup> jets

## EASY WATER CARE

**Water Care System** FreshWater<sup>®</sup> Salt System Ready

**Filtration System** Dual action, 9.3 m<sup>2</sup>, top loading

## LEADING ENERGY EFFICIENCY

**Jet Pump** WaveMaster<sup>®</sup> 9000; One-speed, 2.5 HP Continuous Duty, 5.2 HP Breakdown Torque

**Circulation Pump** SilentFlo 5000<sup>™</sup> for quiet, continuous filtration

**Heater** Titanium No-Fault<sup>®</sup> 1,500 W / 230 V

**Insulation** FiberCor<sup>®</sup> Insulation; Certified to California Energy Commission (CEC) and APSP 14 energy efficiency standards for portable spas

**Cover** 9 to 6 tapered, 32 kg/m<sup>3</sup> density foam core

## SIZE

**Dimensions** 208 × 196 × 84 cm

## CAPACITY

**Seating Capacity** 4 seats

**Water Capacity** 1,020 liters

**Weight** 375 kg dry; 1,715 kg filled\*\*

## ADDITIONAL FEATURES

**Smart Spa Technology** Hot Spring Spas App, Powered by the Connected Spa Kit

**Water Feature** Vidro<sup>™</sup> backlit ribbon waterfall

**Cover Lifters** CoverCradle<sup>™</sup>, CoverCradle II, or UpRite<sup>™</sup>

**Steps** Limelight Collection Step (Coastal Grey, Espresso, and Sable), Polymer Step (Ash, Black)

**Entertainment** Bluetooth<sup>®</sup> Wireless Sound System (Optional)

**Control System** IQ 2020<sup>™</sup> with LCD control panel 230 V / 16 amp, 50 Hz

**Lighting System** Raio<sup>™</sup> multi-colour interior points of light Exterior multi-colour lighting with timer

**Cooling System** CoolZone<sup>™</sup> (Optional)